



LUBEMINDER  
OIL & GREASE SYSTEMS

# PRODUCT CATALOG

GREASE SYSTEMS | OILING SYSTEMS | PARTS & ACCESORIES

[www.lubeminder.com](http://www.lubeminder.com)



# AUTOMATIC LUBRICATION: AN INTRODUCTION

This catalog has been designed as a parts guide and reference tool to provide basic information on our LubeMinder® Automatic Grease and Oiling Systems. It is intended to familiarize the user with the pump/lubrication system and to enable you to use its various features. The operating instructions contain important information for safe and correct operation of the lubrication system.

Common features and characteristics shared by most popular models of applications allow for consistent lube system design. The basic system design in this reference can be individually customized for a majority of the popular models of construction sized equipment operating today.

Observance will help to avoid hazards, reduce repair costs and downtime, increase the reliability and extend the service life of the system.

This guide must be read and used by all persons who are charged with working with the pump/lubrication system. This includes equipment operators and maintenance personnel.

By following the steps suggested in this guide, the operator can perform basic maintenance resulting in exceptional system performance that will extend the component life of all pins and bushings connected to the automated lubrication system.

If possible always refer to the OEM manual as you may find that many lubrication points require specific relube intervals. We can accommodate for the variety of intervals to a certain degree in the design of the system. More information is better.

## SAFETY PRECAUTIONS

- ✔ Comply with all safety regulations applicable at the locality where the tasks are performed.
- ✔ Always take the necessary precautions to prevent potentially dangerous situations from occurring during installation, checking and maintenance. Always apply or use adequate safety measures to prevent personal injury and material damage before starting work on the equipment.
- ✔ The electrical system of the equipment must be disconnected before any work is performed.
- ✔ The pressurized air system of the equipment must be drained of all air pressure.
- ✔ Inquire with the facilities management to the prescribed procedure to immobilize equipment and prevent operation of equipment. When these are not prescribed, remove any means that can start the equipment (ignition key / main power switch) and place indicator tags to show others not to start the equipment.
- ✔ Never work underneath a machine, vehicle, bucket or other equipment, which is raised by a jack only. Always use a jack stand and check that the ground is firm and sufficiently flat.

# IN THIS CATALOG:

## GREASE LUBRICATION

### ELECTRIC GREASE PUMPS

Overview	4-5
Operation	6-7
Systems	8-10
Accessories	11

### HYDRAULIC GREASE PUMPS

Systems	12
Accessories	13

### PROGRESSIVE BLOCK

Blocks	14
Accessories	15

### MANUAL GREASE BANK

System	16
Build a Kit	17

## OIL LUBRICATION

### AUTOMATIC OILING SYSTEM

Overview	18-19
Systems & Accessories	20-21



For over 35 years, Lubeminder® Oil & Grease Systems has been manufacturing lubrication systems designed to increase the life of your machinery and equipment.

Our solutions are designed for you and your equipment needs. We have reduced down-time, increased profit, and have consistently innovated the world of lubrication systems.



- ✔ Keep in mind that a vehicle with air suspension may drop off its own accord.
- ✔ Only work underneath a cab if it is fully tilted and latched, or otherwise secured preventing accidental return-tilt.
- ✔ When performing installation, disconnect the ground battery lead from the vehicle's battery. This prevents electrical equipment from being inadvertently activated or otherwise electrically damaged.
- ✔ Avoid working on a machine, vehicle or other equipment that recently was in use to allow components to cool (coolant, exhaust, turbo, etc).
- ✔ A vehicle, machine or other equipment may only be operated by those who are trained and licensed to do so and are aware of all possible dangers.
- ✔ Only use tools that fit and are designed for the specific task.
- ✔ Adhere to all regulations, specifications and limitations as specified by the manufacturer of the machine, vehicle, equipment and/or engine.

# ELECTRIC GREASE PUMPS: OVERVIEW

## ELECTRIC GREASE PUMPS

### ENHANCE YOUR OPERATION AND LUBRICATE WITH EASE

The LubeMinder® Electric Grease Pump efficiently distributes grease to lubricate machine friction points. With multiple outlets available, it guarantees the correct discharge for each point. LubeMinder® Electric Pumps are ideal for automatic grease lubrication in industrial machines and serves as a reliable chassis pump for on and off road vehicles. With our progressive system, you can automate the centralization of over three hundred greasing points using just one grease pump.

### SYSTEM BENEFITS:

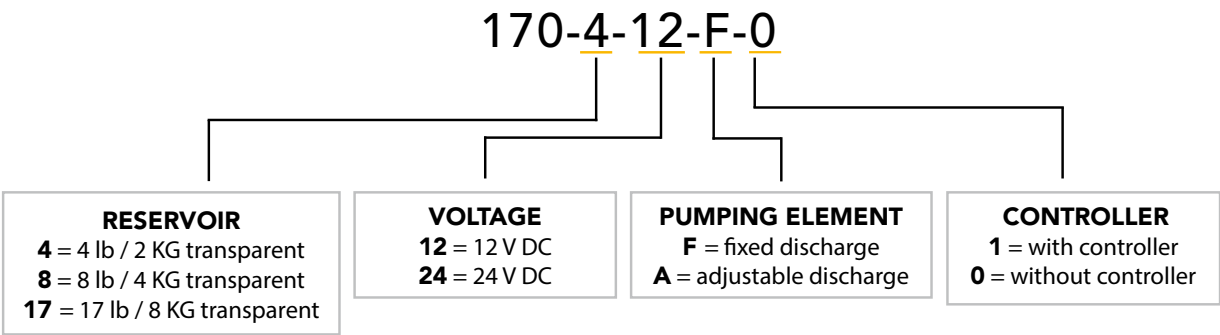
- Dependable system designed for job site environments
- Extends equipment life with automatic lubrication to all desired zerks
- Sustain positive pressure to flush out contaminants
- Lengthens time between maintenance intervals; labor cost savings
- Prevent corrosion, friction and rust by adding a protective layer of grease
- Supported by our world class customer service and sales support

### SYSTEM FEATURES:

- Operates intermittently or continuously, providing tailored lubrication cycles
- Powered by an electric motor, the internal rotating cam can actuate up to three pump elements, each equipped with a relief valve for system protection
- Pumping elements are Cam Driven, unlike a spring design used by most competitors
- Pump comes standard with the Low Level Indicator Switch
- In conjunction with the progressive system, more than three hundred greasing points can be automatically lubricated from just a single grease pump
- The direct mounted electric gear motor drives an internal rotating cam controlling up to three externally mounted pump elements
- Each element has a max operating pressure of 4000 PSI/275 bar, can dispense up to .225in<sup>3</sup>/3.68cm<sup>3</sup> per minute
- Hard nylon/fiberglass cover protects the gear motor with protection rating IP-66



### SYSTEM CONFIGURATIONS:



All the pumps are equipped with a **low level indicator**.

**Wired remote controller** available for harsh applicaitons for in-cab control.

### PUMP MOUNTING

Pumps must be secured in a vertical position through integrated mounting bracket of pump body.

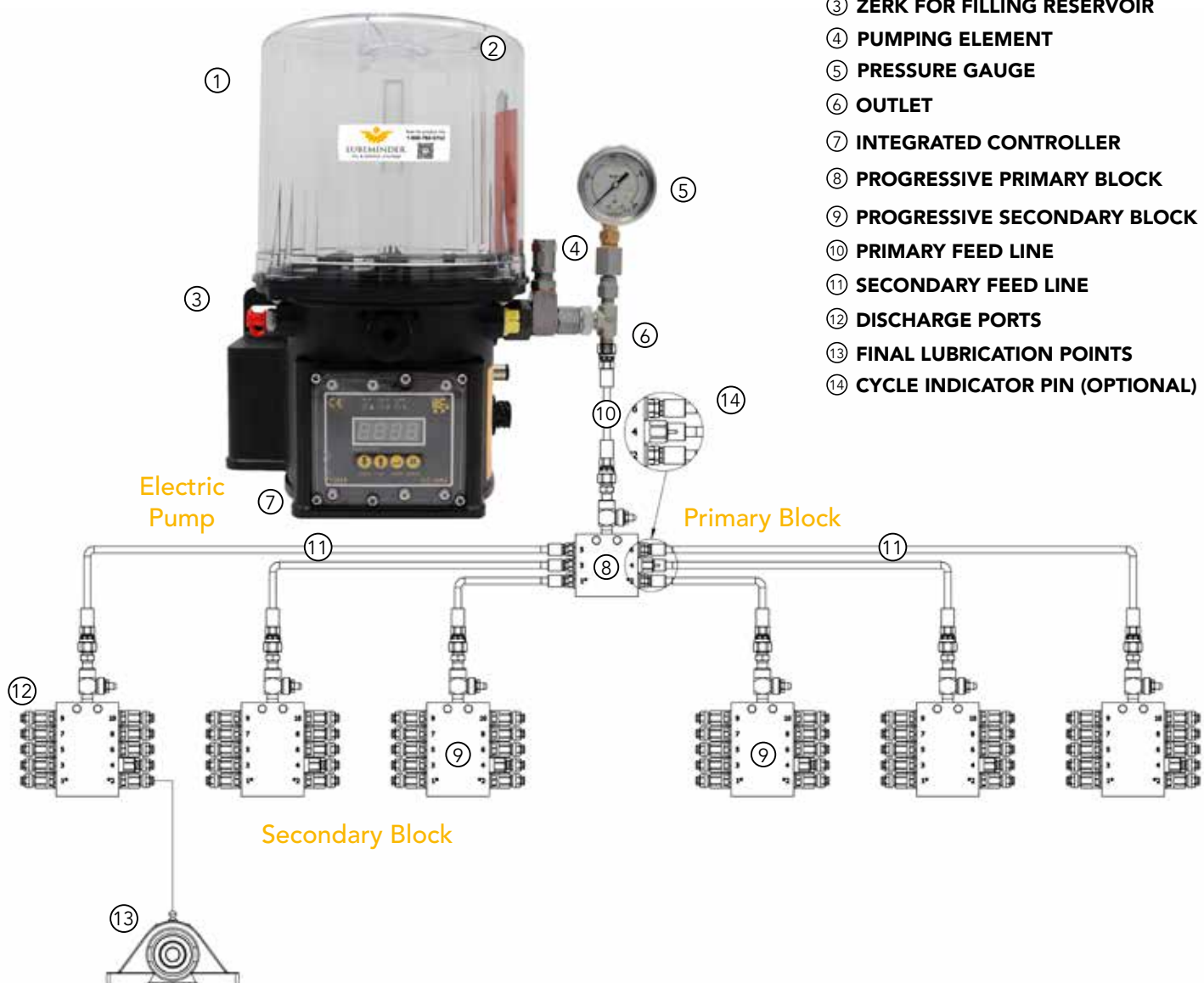
# ELECTRIC GREASE PUMPS: OVERVIEW

## SERIES PROGRESSIVE SYSTEM

NOTE: Not every grease system has primary and secondary series progressive blocks. The image below shows a typical series progressive system.

### SERIES PROGRESSIVE SYSTEM COMPONENTS

- ① ELECTRIC GREASE PUMP
- ② TRANSPARENT RESERVOIR
- ③ ZERK FOR FILLING RESERVOIR
- ④ PUMPING ELEMENT
- ⑤ PRESSURE GAUGE
- ⑥ OUTLET
- ⑦ INTEGRATED CONTROLLER
- ⑧ PROGRESSIVE PRIMARY BLOCK
- ⑨ PROGRESSIVE SECONDARY BLOCK
- ⑩ PRIMARY FEED LINE
- ⑪ SECONDARY FEED LINE
- ⑫ DISCHARGE PORTS
- ⑬ FINAL LUBRICATION POINTS
- ⑭ CYCLE INDICATOR PIN (OPTIONAL)




# ELECTRIC GREASE PUMPS: OPERATION

## APPLICATIONS

Our automatic grease pumps are ideal for automatic grease lubrication of all types including: industrial machines, agricultural machines, mobile equipment, concrete and more.

Using a progressive system, they can lubricate over 300 points with a single pump.



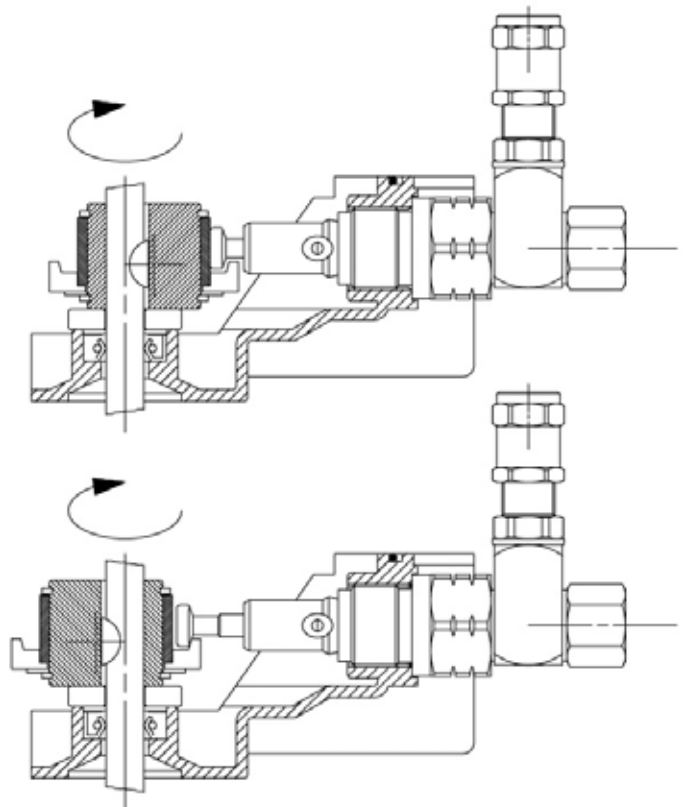
## OPERATION

The pumps have been designed for continuous operation and configurable intermittent lubrication cycles according to the application required.

A gearmotor controls an internal cam that operates up to 3 pumping elements mounted externally.

Each standard pumping element is equipped with a pressure relief valve capable of protecting the pump and the elements from overpressure.

It is possible to combine the flows of a second and third pumping element into a single outlet for a greater flow rate.







# ELECTRIC GREASE PUMPS: OPERATION

## OPERATION

The gear motor is protected by a reinforced polymer cover (30% GF Nylon 6) with protection rating IP-66 (dust tight and weather proof).

The pumps can operate automatically using an optional integrated or remote controller, which can be set with variable working and rest times.



When determining what your system needs, it's important to note it takes 5 pumps to move 4 positions out of the main progressive block.

For example:

1 pumping element




5 rotations  
for every

4 progressive block output sequences

$(60 \text{ outputs} \div 4) \times 5 = 75 \text{ pump rotations}$

4 LB / 2 KG ELECTRIC PUMP

LUBEMINDER® 4 LB / 2 KG (12/24 V) ELECTRIC GREASE PUMP



LUBEMINDER® 4 LB / 2 KG ELECTRIC GREASE PUMP TECHNICAL INFORMATION

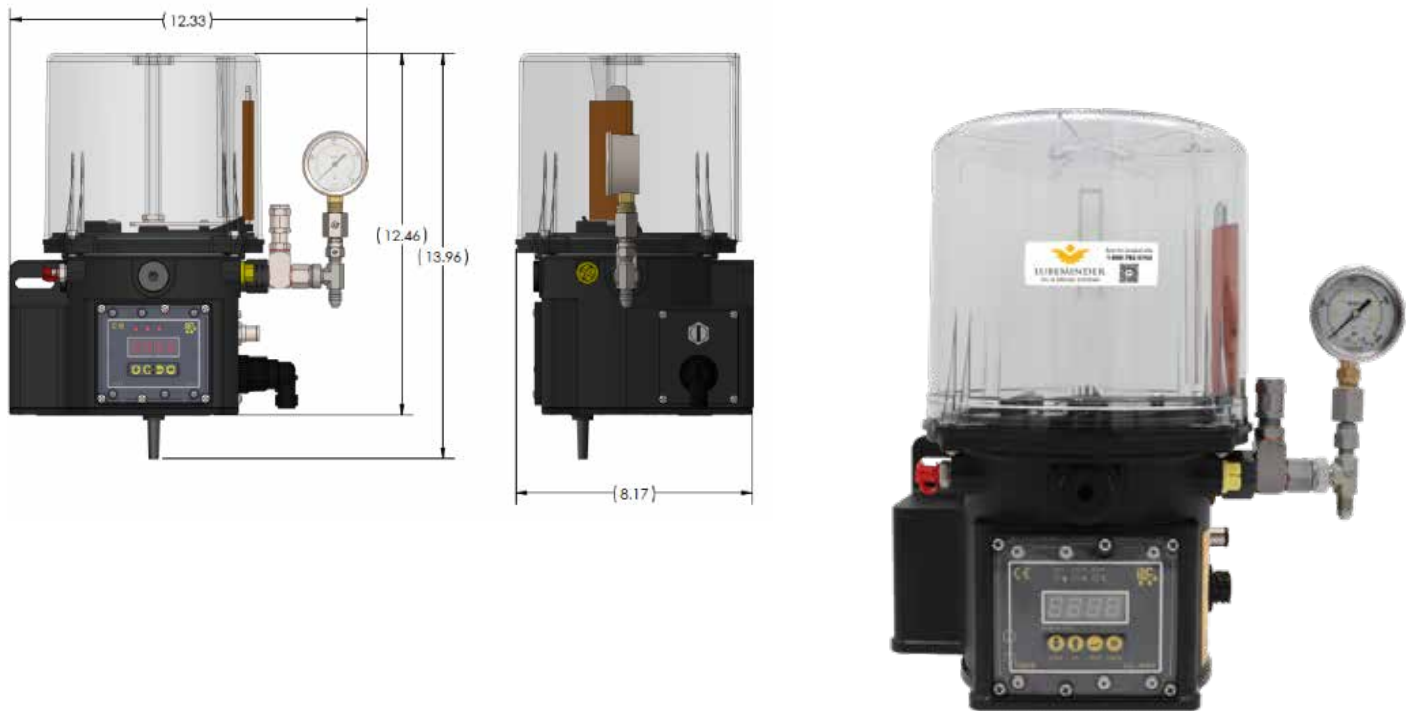
NUMBER OF OUTLETS	From 1 to 3
DISCHARGE PER REV WITH FIXED PUMPING	.01 in <sup>3</sup> / .16 cm <sup>3</sup>
DISCHARGE PER REV WITH ADJUSTABLE PUMPING	.0006 - .01 in <sup>3</sup> / 0.01 - 0.16 cm <sup>3</sup>
RPM	23 rpm (12 V DC) / 22 rpm (24 V DC)
DISCHARGE PER MINUTE WITH FIXED PUMPING	.225 in <sup>3</sup> / 3.68 cm <sup>3</sup> (12 V DC)   .215 in <sup>3</sup> / 3.52 cm <sup>3</sup> (24 V DC)
DISCHARGE PER MINUTE WITH ADJUSTABLE PUMPING	.014 - .225 in <sup>3</sup> / 0.23 - 3.68 cm <sup>3</sup> (12 V DC)   .013 - .215 in <sup>3</sup> / 0.22 - 3.52 cm <sup>3</sup> (24 V DC)
SUITABLE LUBRICANTS	00 TO NLGI No. 2 Rated for centralized lubrication systems
MAXIMUM OPERATING PRESSURE	4000 PSI   275 bar
TANK CAPACITY	4 LB / 2 KG - TRANSPARENT
TEMPERATURE	From -4° F TO + 176° F
PUMP OUTLET FITTING	#4 MJIC
LOW LEVEL INDICATION	Switch rating 200 V DC 10 WATT max



# ELECTRIC GREASE PUMPS: SYSTEMS

## 8 LB / 4 KG ELECTRIC PUMP

LUBEMINDER® 8 LB / 4 KG (12/24 V) ELECTRIC GREASE PUMP



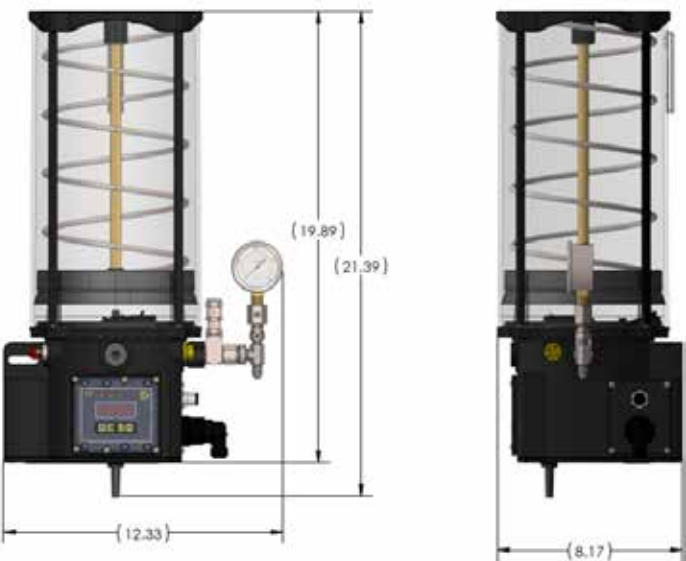
### LUBEMINDER® 8 LB / 4 KG ELECTRIC GREASE PUMP TECHNICAL INFORMATION

NUMBER OF OUTLETS	From 1 to 3
DISCHARGE PER REV WITH FIXED PUMPING	.01 in <sup>3</sup> / .16 cm <sup>3</sup>
DISCHARGE PER REV WITH ADJUSTABLE PUMPING	.0006 - .01 in <sup>3</sup> / 0.01 - 0.16 cm <sup>3</sup>
RPM	23 rpm (12 V DC) / 22 rpm (24 V DC)
DISCHARGE PER MINUTE WITH FIXED PUMPING	.225 in <sup>3</sup> / 3.68 cm <sup>3</sup> (12 V DC)   .215 in <sup>3</sup> / 3.52 cm <sup>3</sup> (24 V DC)
DISCHARGE PER MINUTE WITH ADJUSTABLE PUMPING	.014 - .225 in <sup>3</sup> / 0.23 - 3.68 cm <sup>3</sup> (12 V DC)   .013 - .215 in <sup>3</sup> / 0.22 - 3.52 cm <sup>3</sup> (24 V DC)
SUITABLE LUBRICANTS	00 TO NLGI No. 2 Rated for centralized lubrication systems
MAXIMUM OPERATING PRESSURE	4000 PSI   275 bar
TANK CAPACITY	8 LB / 4 KG - TRANSPARENT
TEMPERATURE	From -4° F TO + 176° F
PUMP OUTLET FITTING	#4 MJIC
LOW LEVEL INDICATION	Switch rating 200 V DC 10 WATT max

# ELECTRIC GREASE PUMPS: SYSTEMS

## 17 LB / 8 KG ELECTRIC PUMP


LUBEMINDER® 17 LB / 8 KG (12/24 V) ELECTRIC GREASE PUMP







### LUBEMINDER® 17 LB/ 8 KG ELECTRIC GREASE PUMP TECHNICAL INFORMATION



NUMBER OF OUTLETS	From 1 to 3
DISCHARGE PER REV WITH FIXED PUMPING	.01 in³ / .16 cm³
DISCHARGE PER REV WITH ADJUSTABLE PUMPING	.0006 - .01 in³ / 0.01 - 0.16 cm³
RPM	23 rpm (12 V DC) / 22 rpm (24 V DC)
DISCHARGE PER MINUTE WITH FIXED PUMPING	.225 in³ / 3.68 cm³ (12 V DC)   .215 in³ / 3.52 cm³ (24 V DC)
DISCHARGE PER MINUTE WITH ADJUSTABLE PUMPING	.014 - .225 in³ / 0.23 - 3.68 cm³ (12 V DC)   .013 - .215 in³ / 0.22 - 3.52 cm³ (24 V DC)
SUITABLE LUBRICANTS	00 TO NLGI No. 2 Rated for centralized lubrication systems
MAXIMUM OPERATING PRESSURE	4000 PSI   275 bar
TANK CAPACITY	17 LB / 8 KG - TRANSPARENT
TEMPERATURE	From -4° F TO + 176° F
PUMP OUTLET FITTING	#4 MJIC
LOW LEVEL INDICATION	Switch rating 200 V DC 10 WATT max

# ELECTRIC GREASE PUMPS: ACCESSORIES

LUBEMINDER® 0-4000 PSI 1/4" BOTTOM STEM MOUNT LIQUID FILLED PRESSURE GAUGE	OUTLET CHECK VALVE FOR HIGH HEADER PRESSURE LUBEMINDER®	.01 REPLACEMENT GUAGE AND OUTLET ASSEMBLY	LUBEMINDER® 90° MOUNTING BRACKET
			
170-0065 Guage, 2 inch, 280 bar	170-2258	170-2261	170-2262

EXTERNAL RELIEF VALVE	.01 CUIN REPLACEMENT PUMPING ELEMENT	LUBEMINDER® REMOTE CONTROL	GREASE CARTRIDGE QUICK FILL KIT
			
170-2263	170-2264	170-2265 For cab mounting controller or remote mounting for extreme conditions	170-2266 Unscrew the yellow cap. Install the filling connection. Insert the cartridge in the hand pump, fill the tank

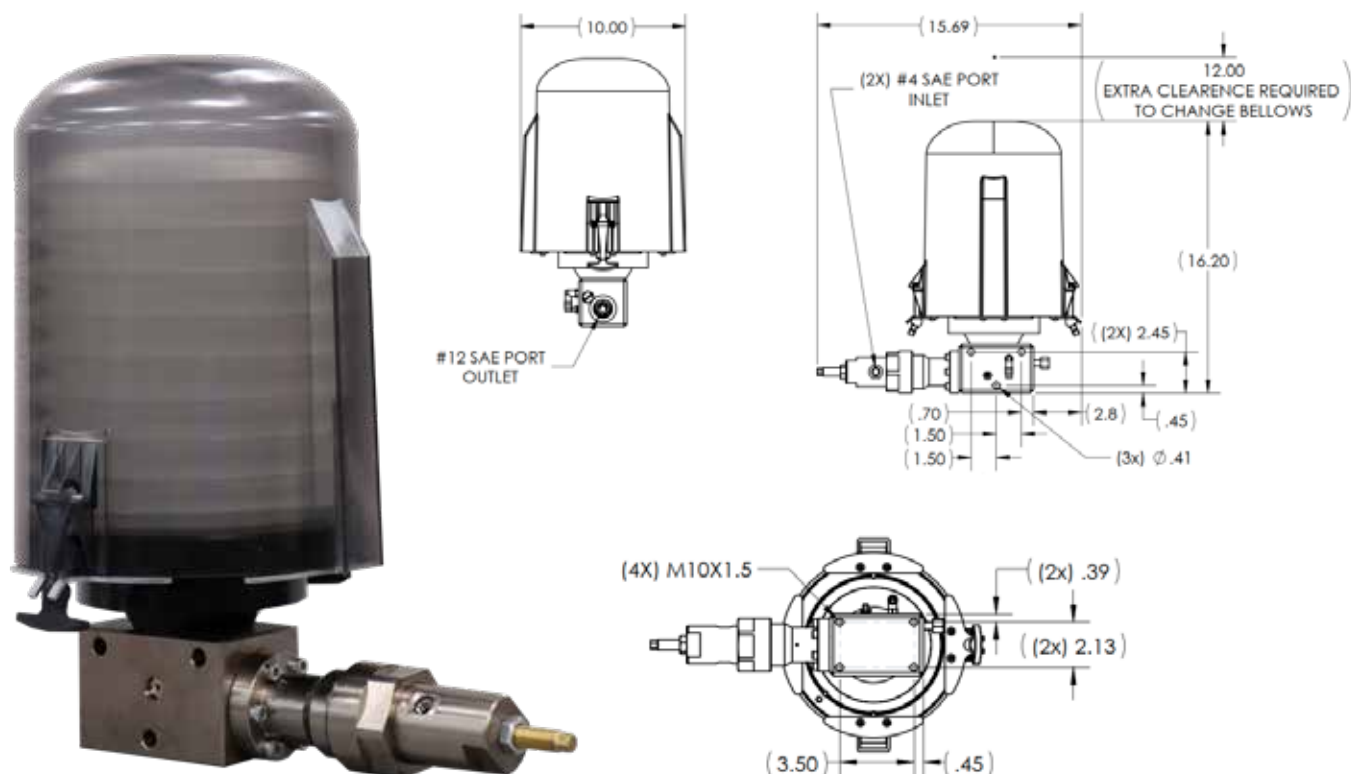
LUBEMINDER® POWER PUMP CABLE-7 LEAD	.01 CUIN LUBEMINDER® AUXILIARY PUMPING ELEMENT ASSEMBLY	REPLACEMENT LUBEMINDER® ADJUSTABLE OUTPUT PUMP ELEMENT	ADJUSTABLE LUBEMINDER® AUXILIARY PUMPING ELEMENT ASSEMBLY
			
170-2267	170-2268	170-2269	170-2270

REPLACEMENT MAX ELEMENT	.017 CUIN LUBEMINDER® AUXILIARY PUMPING ELEMENT
	
170-2283	170-2287

# HYDRAULIC GREASE PUMPS: SYSTEMS

## 1.5 GAL HYDRAULIC PUMP

LUBEMINDER® 1.5 GAL HYDRAULIC BELLOWS INTERLOCK




\*Pictured with empty bellows; grease-filled bellows sold separately.

### LUBEMINDER® 12 LB/ 5.5 KG HYDRAULIC GREASE PUMP TECHNICAL INFORMATION

NUMBER OF OUTLETS	One
MAX DISCHARGE PER CYCLE	.3965 in <sup>3</sup> / 6.5 cm <sup>3</sup>
MIN DISCHARGE PER CYCLE	.06 in <sup>3</sup> / 1 cm <sup>3</sup>
MAX DISCHARGES PER MINUTE (12 CYCLES/MIN.)	4.75 in <sup>3</sup> / 78 cm <sup>3</sup>
SUITABLE LUBRICANTS	Oils, Greases, Anti-Sieze, & Custom Applications
MAXIMUM INLET PRESSURE	2000 PSI   140 bar
MAXIMUM OUTLET PRESSURE	4500 PSI   310 bar
TANK CAPACITY	12 LB / 5.5 KG - TRANSPARENT
TEMPERATURE	From -25° F TO + 225° F
PUMP INLET (STD.)	2X #4 FJIC
PUMP OUTLET (STD.)	#12 SAE O-ring Port
LOW LEVEL INDICATION (OPTION)	10-30 VDC Digital output

# HYDRAULIC GREASE PUMPS: ACCESSORIES

HYDRAULIC GREASE PUMP W LOW LEVEL SENSOR, HEATER, AND BELLOWS COVER	HYDRAULIC GREASE PUMP W BELLOWS COVER	HYDRAULIC GREASE PUMP W HYDRAULIC CONTROL VALVE AND BELLOWS COVER	HYDRAULIC GREASE PUMP W LOW LEVEL SENSORS AND BELLOW COVER
			
170-3838	170-3980	170-3979	170-3990

\*Call us with your application and our team will spec. your system

GREASE FILLED BELLOWS	BELLOW COVER WITH LATCH
	
170-3003 Includes: NLGI #1 grease with moly O-ring End cap	170-3985 Includes: Cover and latches


# PROGRESSIVE BLOCK: BLOCKS

## PROGRESSIVE BLOCKS

### APPLY GREASE TO MULTIPLE GREASE POINTS

Progressive blocks are available with or without a cycle indicator pin, which provides visual indication of proper system function. Our zinc/iron, trivalent black chromate plating gives the Progressive Series Valves a corrosion resistance of 720 hours per ASTM B117. RoHS & ELV Compliant

- **Material:** Carbon Steel
- **Max Operating Pressure:** 5076 psig / 350 bar
- **.012 IN<sup>3</sup> / .2 cc outlet output per cycle**
- **Lubricant Inlet:** 1/8" NPTF (F)
- **Operating Temperatures:** Min -22°F / -30°C Max 212°F / 70°C



	Progressive Blocks		
ITEM #	Number of Outlets	Cycle Indicator Pin	Dimension (D)
170-3060	6	No	2.36 in. / 60 mm
170-3061		Yes	
170-3080	8	No	2.95 in. / 75 mm
170-3081		Yes	
170-3100	10	No	3.54 in. / 90 mm
170-3101		Yes	
170-3120	12	No	4.14 in. / 105 mm
170-3121		Yes	
170-3140	14	No	4.8 in. / 120 mm
170-3141		Yes	
170-3160	16	No	5.4 in. / 135 mm
170-3161		Yes	
170-3180	18	No	5.9 in. / 150 mm
170-3181		Yes	
170-3200	20	No	6.5 in. / 165 mm
170-3201		Yes	



# PROGRESSIVE BLOCK: ACCESSORIES

## SYSTEM COMPONENTS



1/8" NPT O-Ring Push to Connect 5/32" Tube  
PN: 170-0384



1/8" NPT High Pressure Grease Zerk  
PN: 170-2060



1/8" NPT 8000 PSI Zerk with Cap & Gasket  
PN: 170-2064



6mm Compression Outlet Check Valve  
PN: 170-2071



1/8" NPT Female Outlet Check Valve  
PN: 170-2072



Lubrication Forwarding Fitting  
PN: 170-2073



#4 JIC 1/4-28 Taper  
PN: 170-2075



#4 JIC to 90° 1/4-28 Taper  
PN: 170-2076



#4 JIC to 45° 1/4-28 Taper  
PN: 170-2077



#2 JIC Male Straight 1/8" NPT  
PN: 170-2272



#2 JIC Male 90° Elbow 1/8" NPT  
PN: 170-2273



#2 JIC Male 45° Elbow 1/8" NPT  
PN: 170-2274



#4 JIC Male Straight 1/8" NPT  
PN: 170-2275



#4 JIC Male 90° Elbow 1/8" NPT  
PN: 170-2276



#4 JIC Male 45° Elbow 1/8" NPT  
PN: 170-2277



#4 JIC Male 45° Elbow 1/8" NPT  
PN: 170-2282

## CRIMPABLE COMPONENTS



#4 JIC Male 37° Fixed - 1/8" ID (Crimp)  
PN: 170-2084



#2 JIC Female 37° Swivel 1/8" ID Hose (Crimp)  
PN: 170-2085



#4 JIC Female 37° Swivel 1/8" ID Hose (Crimp)  
PN: 170-2086



1/8" NPT Male Fixed 1/8" Hose Ends (Crimp)  
PN: 170-2087



1/8" NPT Male Swivel 1/8" Hose Ends (Crimp)  
PN: 170-2089



High Pressure Tubing  
PN: 100R7



High Pressure Grease-filled Tubing  
PN: 21999-0686

## FIELD INSTALLABLE COMPONENTS



160' Long Lubrication Line  
PN: 170-2091



Nut/Ferrule  
PN: 170-2092



4 JIC 90° x Hose Barb  
PN: 170-2093



#4 JIC Straight x Hose Barb  
PN: 170-2094



6mm 90° Stand Tube x Hose Barb  
PN: 170-2095



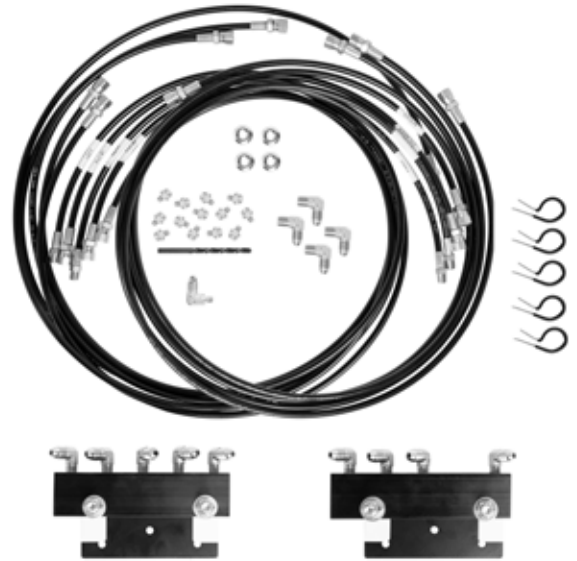
6mm Stand Tube x Hose Barb  
PN: 170-2096

# MANUAL GREASE BANK: SYSTEM

## CENTRALIZED GREASE BANKS

### ENHANCE YOUR OPERATION AND GREASE WITH EASE


The grease system routes all grease lines to a centralized location so you can lubricate critical zerk points with a standard grease gun in a timely fashion. Without proper lubrication, machinery will not run efficiently and will eventually break down. The centralized grease banks allow for fast, convenient, and easy access to all zerk points, with no need to spend time crawling under and around equipment. The LubeMinder® grease systems are custom engineered for a variety of manufacturer equipment models.



### FEATURES & BENEFITS:

- Can be operated with a standard grease gun
- Assures proper lubrication for all critical grease locations
- Smoother operation and longer machine life
- Better performance: centralized grease bank assures all critical locations receive proper lubrication in an efficient manner
- Longer machine life: properly followed maintenance programs mean longer machine life and more money back at trade-in

### SYSTEM COMPONENTS:



Grease Bank - 13 Ports  
PN: 170-0419



1/8" NPT Grease Zerk  
PN: 36-110



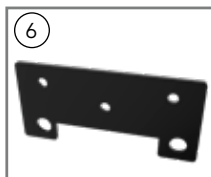
#4 JIC to 1/8" Adaptor  
PN: 170-2275



#4 JIC to 1/8" Adaptor  
PN: 170-2277




#4 JIC to 1/8" Adaptor  
90°  
PN: 170-2276



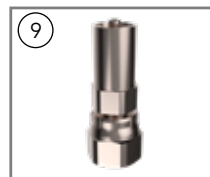
Mounting Plate - Bank  
PN: 170-2038



1/8" NPT Male Swivel  
1/8" Hose End  
PN: 170-2089



1/8" NPT Male Fixed  
1/8" Hose End  
PN: 170-2087



#4 JIC Female 1/8"  
Hose End  
PN: 170-2086




#4 JIC to 1/4-28 Taper  
PN: 170-2075




#4 JIC to 45° 1/4-28  
Taper  
PN: 170-2077



#4 JIC to 90° 1/4-28  
Taper  
PN: 170-2076



High Pressure Tubing  
PN: 100R7



High Pressure  
Grease Filled Tubing  
PN: 21999-0686

# MANUAL GREASE BANK: BUILD A KIT

## BUILD A KIT

HIGH PRESSURE GREASE SYSTEMS ARE RATED FOR 3480 PSI  
AND MAY BE OPERATED WITH VARIOUS GREASE GUNS



### MANIFOLD & FITTINGS

#	ITEM #	DESCRIPTION	QUANTITY
1	170-0419	Block—Grease Bank Manifold (13 Ports)	
2	36-110	Grease Fitting—1/8" -27 NPT	
3	170-2275	Adaptor—Straight #4 Male JIC X 1/8" Male NPT	
4	170-2277	Adaptor—45° #4 Male JIC X 1/8" Male NPT	
5	170-2276	Adaptor—90° #4 Male JIC X 1/8" Male NPT	
6	170-2038	Grease Manifold Mounting Plate	

### HOSE CRIMPS

7	170-2089	1/8" NPT Male Swivel—1/8" Hose Ends (Crimp)	
8	170-2087	1/8" NPT Male Fixed—1/8" Hose Ends (Crimp)	
9	170-2086	#4 JIC Female Swivel—1/8" Hose Ends (Crimp)	

### BEARING/BUSHING FITTINGS

10	170-2075	Adaptor—Straight #4 Male JIC X 1/4"-28 SAE-LT Taper	
11	170-2077	Adaptor—45° #4 Male JIC X 1/4"-28 SAE-LT Taper	
12	170-2076	Adaptor—90° #4 Male JIC X 1/4"-28 SAE-LT Taper	

### GREASE LINE

13	100R7	High Pressure Tubing - Min. 25 ft. Increments	
14	21999-0686	High Pressure Tubing - Grease Filled - Min.100 ft. Increments	

GREASE BANKS REQUIRE CUSTOMER ASSEMBLY & INSTALLATION. CRIMP SPECS MUST BE FOLLOWED FOR HIGH PRESSURE SYSTEMS. SUBURBAN MANUFACTURING IS NOT LIABLE FOR FAILURE DUE TO IMPROPER CRIMPING OR ASSEMBLY.

## AUTOMATIC OILING SYSTEM

The LubeMinder® Automatic Oiler lubricates chains and sprockets to eliminate having to manually maintain equipment. The fully adjustable pump can automatically oil and can be configured for up to 10 chains and sprockets and requires no electricity (hydraulic driven). Oil is pumped to the system's brushes, which clean debris off equipment chains and disperse the oil to pin bushing joints.

Pumps are also configurable to operate with a pneumatic signal as well and do have an optional electrical timer.



### SYSTEM BENEFITS:

- **Increase Chain Life by 3x:** Specifically engineered brushes clean chains and sprockets while applying oil to all moving parts, increasing equipment life.
- **Climate Control:** Fully adjustable pump allows modification of dispensing rate and assures that all chains and sprockets are properly oiled regardless of climate or condition.
- **Eliminate Downtime:** Lubricating while parts are warm and running allows oil to penetrate pin bushing joints.
- **Increases Resale Value:** Machinery that is well maintained and fully equipped retains higher value for resale.
- **Save Money on Chain Replacement:** Longer lasting chains means less downtime and lower costs associated with chain replacement.
- **Requires No Electricity:** The LubeMinder® borrows the pilot signal from the hydraulic or pneumatic system.
- **Expand & Customize:** Spare parts & kits are available for system expansion and customization. Add more lines onto the pump for additional attachments with the "Add a Line Kit". The "Restrictor Kit" is used to limit oil dispersion on specific lines.
- **Pneumatically Operated (pneumatic):** Pneumatic controller is available for the the LubeMinder® when there is no air signal available.



# OIL LUBRICATION: SYSTEMS

## HOW DOES THE LUBEMINDER® WORK?

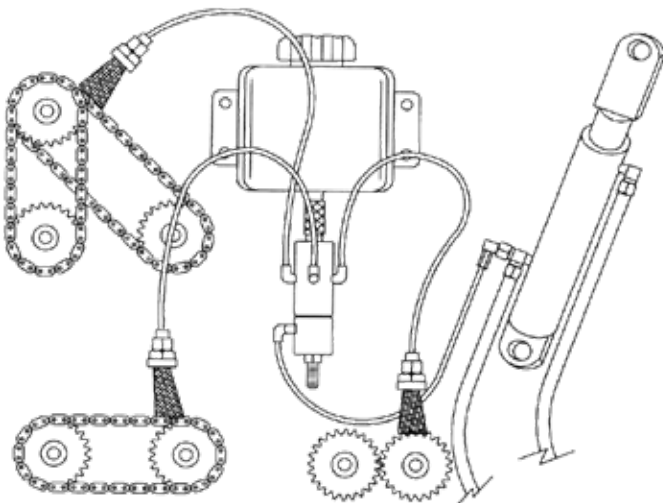
The LubeMinder® Automatic Oiler operates off an intermittent hydraulic or pneumatic signal. The hydraulic pilot signal hose can be connected to a cylinder, valve block, or manifold that relieves below 50 PSI (hydraulic) or 15 PSI (pneumatic).

The LubeMinder® Automatic Oiler is cycled when it receives the pilot signal. Pressure pushes the piston up, sending oil out to the brushes, dispensing a light film of oil to the chains and sprocket.




The amount of oil dispensed per cycle is adjustable from 0 to .901 in<sup>3</sup> by turning the brass plunger in or out. Adjusting the plunger in reduces the amount of oil sent to the brushes per cycle. Adjusting the plunger out increases the oil to the brushes.






Below is a typical installation.

1. Oil reservoir tank is bolted to the sheet metal of the equipment.
2. LubeMinder® Automatic Oiler pump feeds oil to the individual brushes.
3. Hydraulic pilot signal used on double acting cylinder actuates oiler pump.
4. Brush lubricating the main drive chains.
5. Brush lubricating the bale rolling chains.
6. Hydraulic line leading from the cylinder to the LubeMinder® Automatic Oiler pump.






# OIL LUBRICATION: OILING KITS




1-4 BRUSH UNIVERSAL KIT	5-8 BRUSH UNIVERSAL KIT	PNEUMATIC 110 VAC TIMER KIT
		
<b>170-0624</b> <b>Includes:</b> (1) 8 Port Pump (4) Manifold Valve Holder (4) Brush (1) Oil Reservoir Filter Screen (3) Bracket - 90° Long (2) Bracket - Flat Long (1) Bracket - 90° Short (2) Bracket - Flat Blank (1) Bracket - Oiler Pump Mounting (7) 1/8" NPT Plug (1) 2 Quart Reservoir Tank (5) Manifold Ferrule (5) Sleeve Nut (1) Restrictor Elbow (1) (5') 5/8" ID Pump Tubing (1) Universal LubeMinder® Hardware Kit (10) (1') 1/4" Black Poly Tubing (2) 50' Nylon Brush Tubing	<b>170-0628</b> <b>Includes:</b> (1) 8 Port Pump (8) Manifold Valve Holder (8) Brush (1) Oil Reservoir Filter Screen (6) Bracket - 90° Long (4) Bracket - Flat Long (2) Bracket - 90° Short (4) Bracket - Flat Blank (1) Bracket - Oiler Pump Mounting (3) 1/8" NPT Plug (1) 2 Quart Reservoir Tank (9) Manifold Ferrule (9) Sleeve Nut (1) Restrictor Elbow (1) (5') 5/8" ID Pump Tubing (1) Universal LubeMinder® Hardware Kit (10) (1') 1/4" Black Poly Tubing (2) 50' Nylon Brush Tubing	<b>170-0701</b> <b>Includes:</b> (1) 8 Port Pump (8) Manifold Valve Holder (8) Brush (1) Oil Reservoir Filter Screen (6) Bracket - 90° Long (4) Bracket - Flat Long (2) Bracket - 90° Short (4) Bracket - Flat Blank (1) Bracket - Oiler Pump Mounting (3) 1/8" NPT Plug (1) 2 Quart Reservoir Tank (9) Manifold Ferrule (9) Sleeve Nut (1) Controller / Timer 110v (1) (5') 5/8" ID Pump Tubing (1) Universal LubeMinder® Hardware Kit (10) (1') 1/4" Black Poly Tubing (2) 50' Nylon Brush Tubing

LUBEMINDER® PUMP (8)	LUBEMINDER® PUMP (4)	LUBEMINDER® PUMP (10)	LUBEMINDER® PUMP (1)	LUBEMINDER® PUMP (1)
				
<b>170-0000</b> <b>Includes:</b> (1) 8 Port Pump	<b>170-0000-4</b> <b>Includes:</b> (1) 8 Port Pump (4) Check Valve Manifolds	<b>170-0003</b> <b>Includes:</b> (1) 10 Port Pump	<b>170-0026</b> <b>Includes:</b> (1) Single Port Pump - w STD Filter	<b>170-0018</b> <b>Includes:</b> (1) Single Port Pump - No Filter



# OIL LUBRICATION: OILING KITS

MINI MAINTENANCE KIT	ADD A LINE / SPLICE KIT	LINE KIT WITH SHUTOFF
		
<b>170-0607</b> <b>Includes:</b> (3) Brushes (12) Manifold Ferrules (4) Sleeve Nuts (2) Union Locks (1) (50') Nylon Brush Tubing (1) Reservoir Tank Cap	<b>170-0600</b> <b>Includes:</b> 2) 5/32" Union Locks (2) 5/32" Union Tees (1) 50' Nylon Brush Tubing (8) Manifold Ferrules (4) Sleeve Nuts (1) Bracket - Short Angled (1) Bracket - Flat Blank (1) Bracket - 90° Long (1) Brush (1) 5/32" In Line Check Valve (5) Taptite Bolts for Brackets (3) Oiler Hose Clamps (1) Check Valve Manifold (10') 1/4" Black Poly Tubing	<b>170-0601</b> <b>Includes:</b> (1) 1/8" Female Ball Valve (1) 1/8" NPT Hex Nipple (1) Check Valve Manifold (1) 5/32" Coupling Insert (1) 5/32" Coupling Body (1) Brush (1) 50' Nylon Brush Tubing (1) Bracket - Flat Blank (1) Bracket - Short Angled (1) Bracket - 90° Long (4) Taptite Bolts for Brackets (10') 1/4" Black Poly Tubing

ORIFICE / RESTRICTOR KIT	BRUSH KIT	TANK ASSEMBLY KIT
		
<b>170-0602</b> <b>Includes:</b> (5) Check Valve Manifolds (5) Orifices - Medium (5) Orifices - Small (10) Manifold Ferrules (5) Sleeve Nuts	<b>170-0604</b> <b>Includes:</b> (8) Brushes	<b>170-0605</b> <b>Includes:</b> (1) 2 Quart Reservoir Tank (1) (3') 5/8" ID Pump Tubing (1) Oil Reservoir Filter Screen (2) 5/16" - 7/8" Hose Clamps (4) Taptite Bolts

# YOUR NEEDS ARE UNIQUE. WHAT WE DO IS TOO.

GREASE SYSTEMS | OILING SYSTEMS | PARTS & ACCESORIES

Visit us online to see how  
we can serve YOUR needs.



[www.lubeminder.com](http://www.lubeminder.com)



[illegible]



Building value for our customers by producing quality, innovative, engineered, application-based products.

Suburban is an engineering driven organization that partners with our customers to design and develop unique and specific solutions for multiple application specific needs in the Defense, Hydraulics, Oil & Gas, Automotive, Agriculture, Construction, Utilities, and Industrial markets. In addition to custom engineered solutions, Suburban offers a complete line of standard products sold under the Python, LubeMinder®, and Tsunami brands.



### CLEAN, DRY AIR

Providing the highest-grade clean, dry air, our systems filter out oil, water, and dirt that build up in compressed air systems and interrupt daily business.



AIR DRYERS & FILTRATION



GRADE D BREATHING AIR



AIR HOSES, DRAINS & ACCESSORIES



### LUBEMINDER OIL & GREASE SYSTEMS

#### MODERN DAY PROTECTION

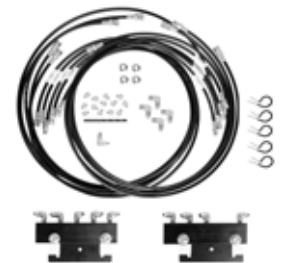
Our lubrication systems automatically grease and oil machinery - reducing the overall time spent maintaining tools and increasing the life of equipment.



AUTOMATIC OILING SYSTEMS



AUTOMATIC GREASE SYSTEMS



MANUAL GREASE BANK SYSTEMS



### EQUIPMENT & OPERATOR PROTECTION

Protect hoses, wires, and cables from abrasion, temperature, moisture, and ruptures with our easy-to-use sleeves and straps.



WRAP SLEEVES



TUBULAR SLEEVES



BUNDLING STRAPS



**Contact your distributor or call 1.800.782.5752**  
10531 Dalton Ave NE | Monticello, MN 55362 | [GOSUBURBAN.COM](http://GOSUBURBAN.COM)